

The background of the slide is a photograph of a classroom. In the foreground, the backs of three wooden chairs are visible. Behind them, the heads and shoulders of several students are seen. Two students in the upper part of the frame have their hands raised, indicating an interactive or assessment activity. The text is overlaid on this background in two colored rectangular boxes.

# Effective and Engaging Online Tools for Formative Assessment

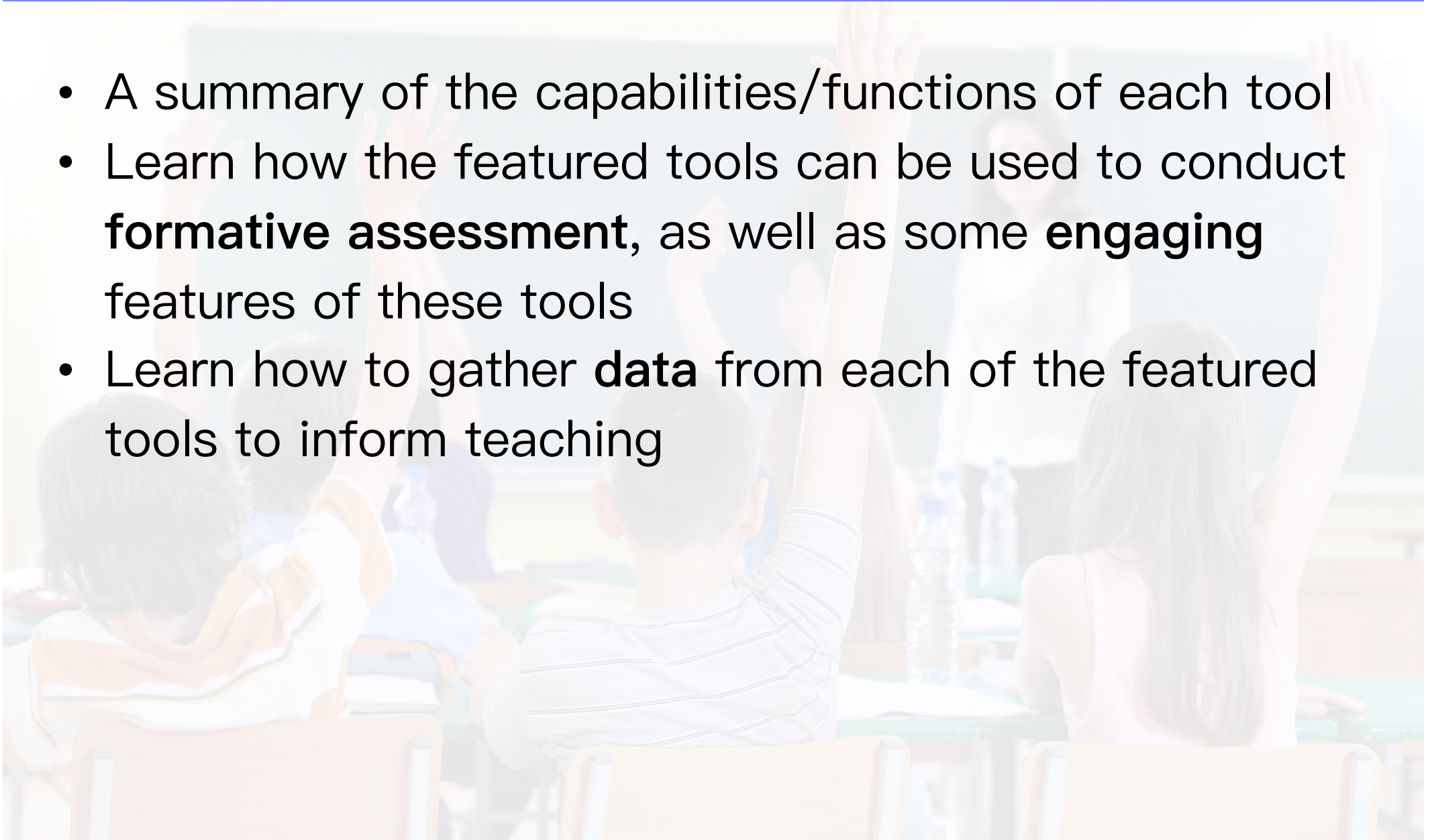
Jade Cleave – Haileybury  
MLTAV Conference 2017

# Overview

- Wide range of ICT **formative** and **summative** assessment tools available online today
- Important to consider which of these tools best meets the **needs** of you and your students
- Each of these tools have **benefits** and **limitations**
- You may be familiar with some of these tools – today we will explore some **alternative functions** that you may not have previously considered

# By the end of this session...

- A summary of the capabilities/functions of each tool
- Learn how the featured tools can be used to conduct **formative assessment**, as well as some **engaging** features of these tools
- Learn how to gather **data** from each of the featured tools to inform teaching





# Overview

## How can these tools assist with **formative assessment**?

- These ICT platforms can provide an **engaging** means of formative assessment
- Effective use of these tools can assist teachers in **identifying strengths** and **weaknesses** in student knowledge throughout a unit of work
- Teachers can collect **student data** from these tools to modify instruction to **prepare** students for summative **assessments**



# Which tools will we cover today?



# Which tools will we cover today?



How can I conduct **formative assessment** using this tool?

How can I gather **student data** from this tool?

**Demonstration**

# Kahoot – Overview



Teachers sign up and create at  
<http://getkahoot.com>

Students access at <http://kahoot.it>

App available – also browser friendly

No student sign-up required, although students  
can sign up to create their own quizzes

100% free to use!



# Kahoot – Overview

- MCQ–based gamified quiz – individual/team modes
- Points allocated for each correct answer depending on the **time taken to answer**
- Students use their device (iPad, tablet, laptop) to access quizzes using a randomly–generated **pin code**
- Students identify themselves with their real name or a nickname depending on your instruction
- **Leaderboard** is displayed in–between each question
- Amount of **time allowed** to answer each question can be adjusted from 10 to 60 seconds
- **Images** can be used to accompany questions

# Kahoot – Formative assessment



**Ghost Mode**



- Once a Kahoot is finished, the option is given to **replay** the same Kahoot
- Students aim to **beat** their **original scores**
- **Reinforces** content through **repetition**
- **Motivates** students to improve on their previous score
- Ideal to at the **beginning** and again at the **end** of class, or to **compete** against another class
- **Recent Results** can be accessed anytime to replay any past Kahoot in Ghost Mode, and to share results

# Kahoot – Formative assessment

## Ghost Mode

◀ Ratings



Download results



Favourite ★

Play again



Play again

NEW

Play a different Kahoot!



Beat your score!

These options will appear as soon as you have finished a Kahoot quiz, giving you the option to play again in **Ghost Mode** immediately



# Kahoot – Formative assessment

## Ghost Mode

Original scores will then appear with the **Ghost Icon** when playing in Ghost Mode so that students can identify how they are tracking against their original performance

### Final scoreboard

Mark	9233
 Mark	6825
Amanda	7216
Paul	6184
 Amanda	5866

# Kahoot – Formative assessment

## Ghost Mode

The screenshot shows the 'Your Kahoot!' dashboard. The 'STATS' section displays: 66 KAHOOTs, 790 QUESTIONS, 171 PLAYS, 1.9K PLAYERS, 1 SHARES, and 11 FAVS. The 'RECENT RESULTS' section lists three Kahoots: 'Year 7 Unit 2 Jumble Kahoot' (31st Mar 11:46), 'Y8 U2 Time / Days of the Week Kahoot' (30th Mar 13:09), and '高校二年生★かんじクイズ' (30th Mar 10:58). A blue button labeled 'View all of your results' is circled in red. Below the button, it says 'Track the progress of everyone who plays'.

**Your Kahoot!**

**STATS**

<b>66</b> KAHOOTs	<b>171</b> PLAYS	<b>1</b> SHARES
<b>790</b> QUESTIONS	<b>1.9K</b> PLAYERS	<b>11</b> FAVS

**RECENT RESULTS**

- 31st Mar 11:46 Year 7 Unit 2 Jumble Kahoot
- 30th Mar 13:09 Y8 U2 Time / Days of the Week Kahoot
- 30th Mar 10:58 高校二年生★かんじクイズ

**View all of your results**













Track the progress of everyone who plays

To play the Ghost Mode version of a previously-played Kahoot, click on the **‘View all of your results’** button underneath **‘Recent Results’** on the Kahoot home page

# Kahoot – Formative assessment

## Ghost Mode

### My Results

		Beat your score!		
Date	Kahoot!			
Thu, Mar 30, 2017 13:09 PM	Y8 U2 Time / Days of the Week Kahoot	 Download	 Save	 Play again <small>NEW</small> <a href="#">Share link</a>
Thu, Mar 30, 2017 10:58 AM	高校二年生★かんじクイズ	 Download	 Save	 Play again <small>NEW</small> <a href="#">Share link</a>
Thu, Mar 23, 2017 15:31 PM	2017 Capital cities	 Download	 Save	 Play again <small>NEW</small> <a href="#">Share link</a>
Fri, Mar 17, 2017 12:38 PM	いま何時ですか。	 Download	 Save	 Play again <small>NEW</small> <a href="#">Share link</a>

You can now click on the purple 'Play again' to launch your chosen Kahoot in **Ghost Mode**



# Kahoot – Formative assessment

## Ghost Mode

### My Results

Beat your score!

Date

Kahoot!

Thu, Mar 30, 2017 13:09 PM

Y8 U2 Time / Days of the Week Kahoot

Download

Save

Play again

Share link

#### SHARE LINK

Send this link to your students and colleagues to beat previous scores!

Players' nicknames will be displayed in the game, but removed from the results download.

The kahoot you're about to share has been set to private, so others may not be able to play it

[//play.kahoot.it/#/?quizId=1bb7527c-2c30-4fe0-b](https://play.kahoot.it/#/?quizId=1bb7527c-2c30-4fe0-b)

Copy & share the link above



[What is Ghost Mode?](#)

You can also share your previous results to create some friendly competition between classes!

# Kahoot – Formative assessment

## Kahoot Jumble

- A new feature to Kahoot – students need to **reorder** words or characters into the **correct order**
- Results after each question indicate the **percentage** of students who **responded correctly**
- Great tool to reinforce **sentence structure**

# Kahoot – Formative assessment

## Kahoot Jumble

### Create a new kahoot



#### Quiz

Introduce, review and reward



#### Jumble

Brand NEW game



#### Discussion

Initiate and facilitate debate



#### Survey

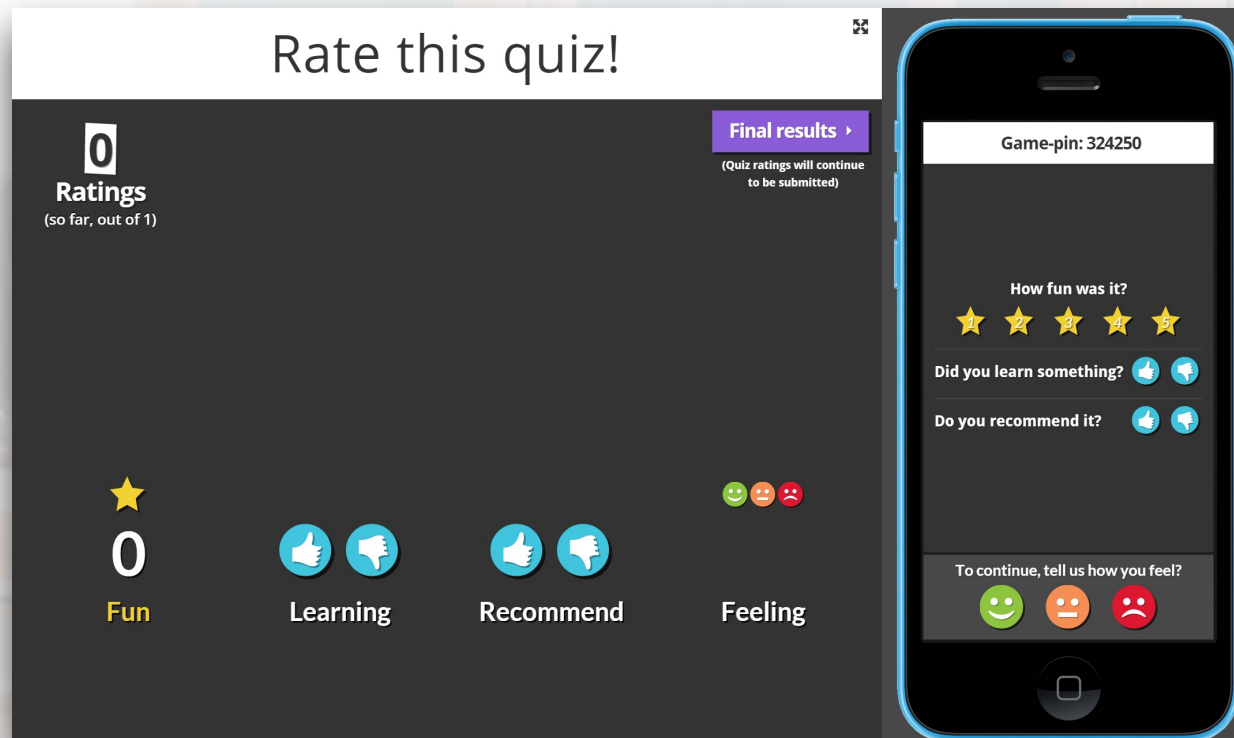
Gather opinion and insight

Create a new  
**Jumble Kahoot** by  
selecting the  
yellow button on  
the Kahoot home  
page



# Kahoot – Collecting data

- At the end of each Kahoot quiz, students can give instant feedback on the quiz – great tool for gauging difficulty and engagement



















‘Did you learn something?’

‘Do you recommend it?’

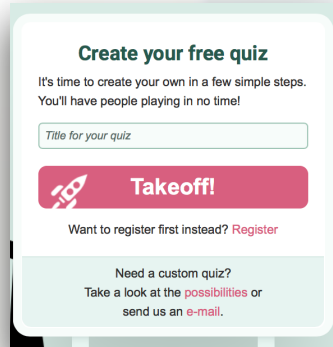
‘How do you feel about the quiz?’

# Kahoot – Collecting data

- You can also **download** a breakdown of results for student responses to each question as an **Excel spreadsheet**, or save the results to **Google Drive**

My Results			
Date	Kahoot!	Beat your score!	
Thu, Mar 30, 2017 13:09 PM	Y8 U2 Time / Days of the Week Kahoot	 Download	 Save  Play again  <a href="#">Share link</a>
Thu, Mar 30, 2017 10:58 AM	高校二年生★かんじクイズ	 Download	 Save  Play again  <a href="#">Share link</a>
Thu, Mar 23, 2017 15:31 PM	2017 Capital cities	 Download	 Save  Play again  <a href="#">Share link</a>
Fri, Mar 17, 2017 12:38 PM	いま何時ですか。	 Download	 Save  Play again  <a href="#">Share link</a>

# Online Quiz Creator – Overview



Teachers sign up and create at  
**<http://onlinequizbuilder.com>**

Students access through **teacher-generated link**

No app available, browser-friendly

No student sign-up required, although students can sign up to gain additional features

Free to use, although paid features are available

# Online Quiz Creator – Overview

## Gamified Quiz

Time based game in which you quickly have to answer as many questions correctly as possible.

[My Quizzes ›](#)



## Assessment

A personality type quiz, good for tests like: What career is right for you? Are you an artist, a born salesman or an engineer?

[My Assessments ›](#)



## Exam

A very serious online exam in which you can pass or fail, used a lot for certification and evaluation purposes.

[My Exams ›](#)



## Course

Create your own online educational course with text, images and video.

[My Courses ›](#)




Today we will look specifically at the **Gamified Quiz** feature – a great tool for students to test their knowledge



# Online Quiz Creator – Overview

- Gamified quizzes of up to 15 questions can be created as part of free features
- Advantage of this tool is its **simplicity** – both for teachers creating the quizzes and students accessing/playing
- Students can play without an account, but by signing up they gain access to the **leaderboard** and **additional playing time**

# Online Quiz Creator – Formative assessment

 **Question 1** [Play the quiz >](#)

Question \*

Correct answer

Wrong answer 1

Wrong answer 2

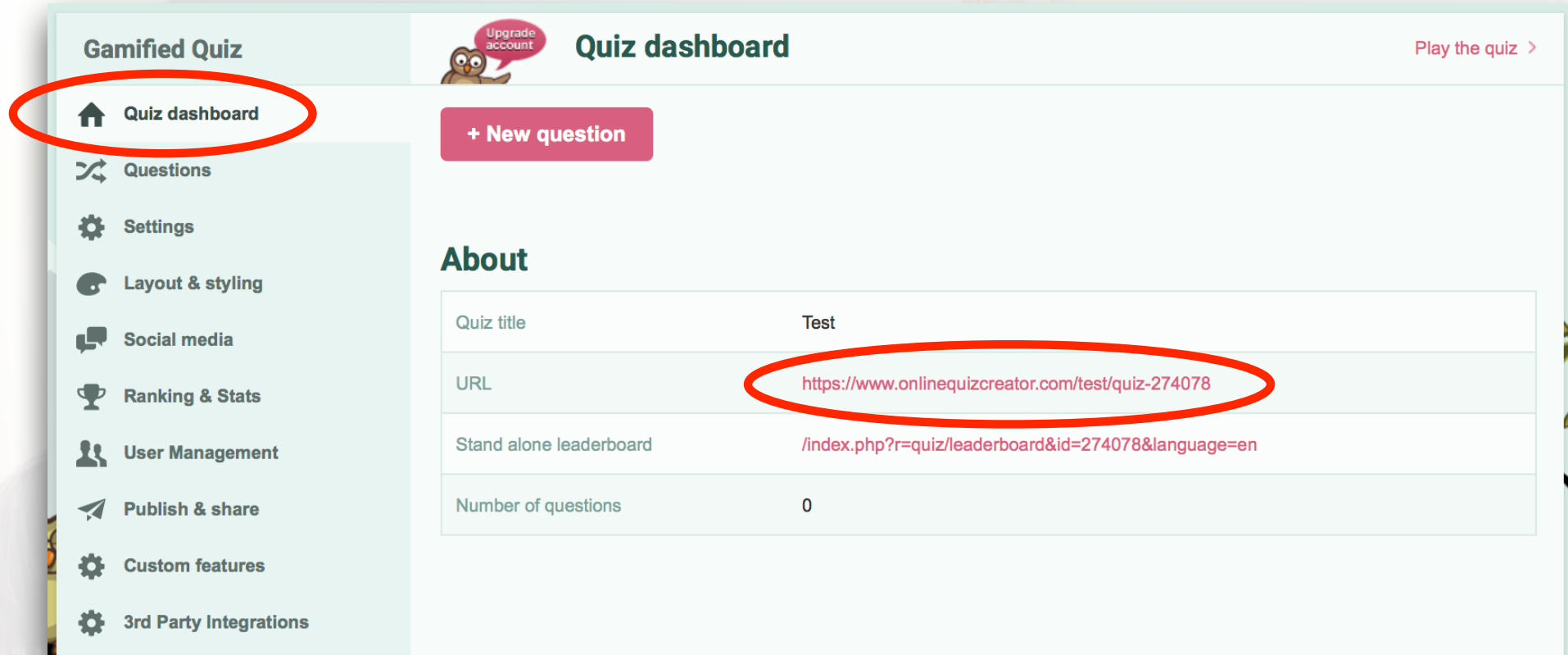
Wrong answer 3

Save

+ Add question

Creating quizzes is straightforward – simply write the question, specify the correct answer as well as three incorrect answers

# Online Quiz Creator – Formative assessment

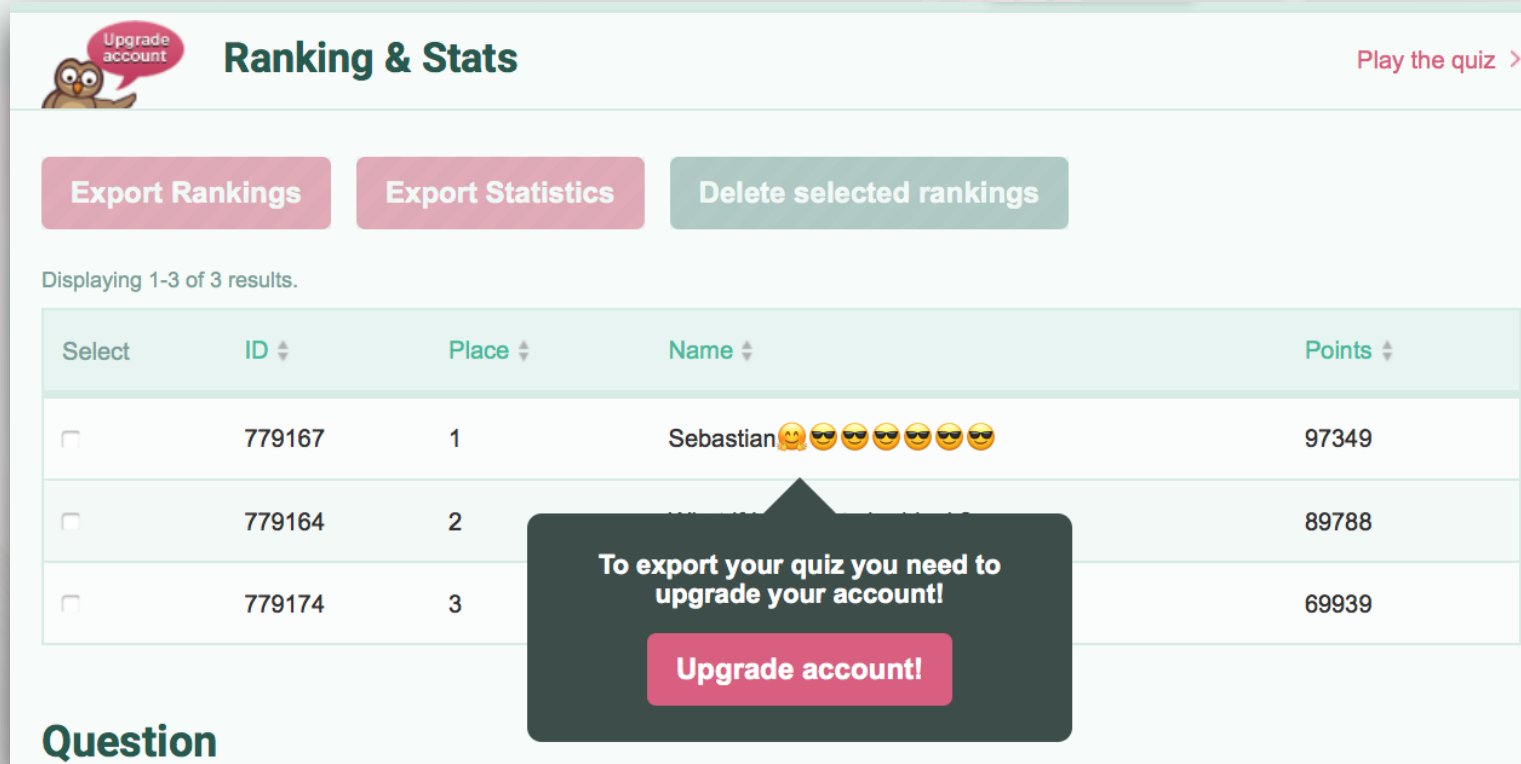


The screenshot shows the 'Quiz dashboard' interface. On the left is a sidebar menu with options: Quiz dashboard (highlighted with a red circle), Questions, Settings, Layout & styling, Social media, Ranking & Stats, User Management, Publish & share, Custom features, and 3rd Party Integrations. The main area has a 'Quiz dashboard' header with an 'Upgrade account' button and a 'Play the quiz >' link. Below the header is a '+ New question' button. The 'About' section contains a table with quiz details:

Quiz title	Test
URL	<a href="https://www.onlinequizcreator.com/test/quiz-274078">https://www.onlinequizcreator.com/test/quiz-274078</a> (highlighted with a red circle)
Stand alone leaderboard	<a href="/index.php?r=quiz/leaderboard&amp;id=274078&amp;language=en">/index.php?r=quiz/leaderboard&amp;id=274078&amp;language=en</a>
Number of questions	0

Once you have finished creating the questions, the link located on the **Quiz Dashboard** can be copied and **shared** with students

# Online Quiz Creator – Collecting data



Upgrade account

## Ranking & Stats

Play the quiz >

Export Rankings Export Statistics Delete selected rankings

Displaying 1-3 of 3 results.

Select	ID	Place	Name	Points
<input type="checkbox"/>	779167	1	Sebastian 🤔😎😎😎😎😎😎😎	97349
<input type="checkbox"/>	779164	2		89788
<input type="checkbox"/>	779174	3		69939

To export your quiz you need to upgrade your account!

Upgrade account!

### Question

To access **individual** student results (as you would with Kahoot), a **paid account** is required.



# Online Quiz Creator – Collecting data

Fill in the blank:

The bird is in the mountains = Tori wa \_\_\_\_\_ ni imasu.

Question	Count
yama	16 (84%)
makiba	1 (5%)
umi	0 (0%)
uma	2 (11%)
Total	19

However, you can gain data about **individual questions** for **free** to identify areas of strength and weakness in student knowledge.

# Education Perfect – Overview



Both teachers and students can access at  
**<http://educationperfect.com>**

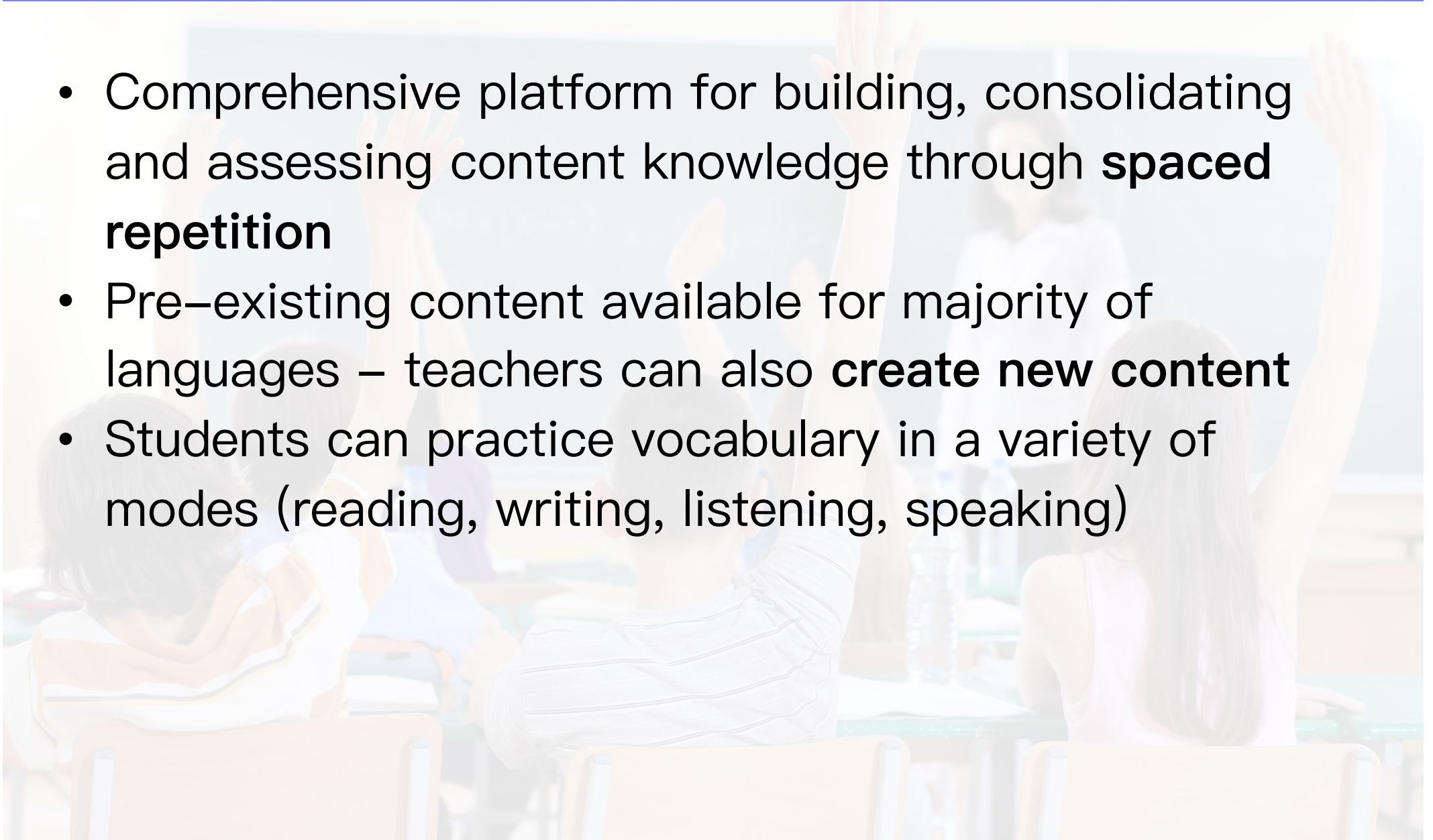
Optimised for use in app – can also use  
through a browser

Individual student accounts are required

Subscription required, however a free trial  
is available


# Education Perfect – Overview


- Comprehensive platform for building, consolidating and assessing content knowledge through **spaced repetition**
- Pre-existing content available for majority of languages – teachers can also **create new content**
- Students can practice vocabulary in a variety of modes (reading, writing, listening, speaking)



# Education Perfect – Formative assessment


- **Homework tasks** can be assigned to either whole classes or individual students based on content lists

 Assign a New Task ✕




**1. Who?**  
Pick classes or specific students to assign this task to.

⇅




**2. What?**  
Select content for your students to complete.


⇅



**3. When?**  
Set the start and due dates for the task.



⇅



**4. Live Feed - Boosts Student Engagement**   
See your students' progress in real time, and get notified if they go off task.

⇅

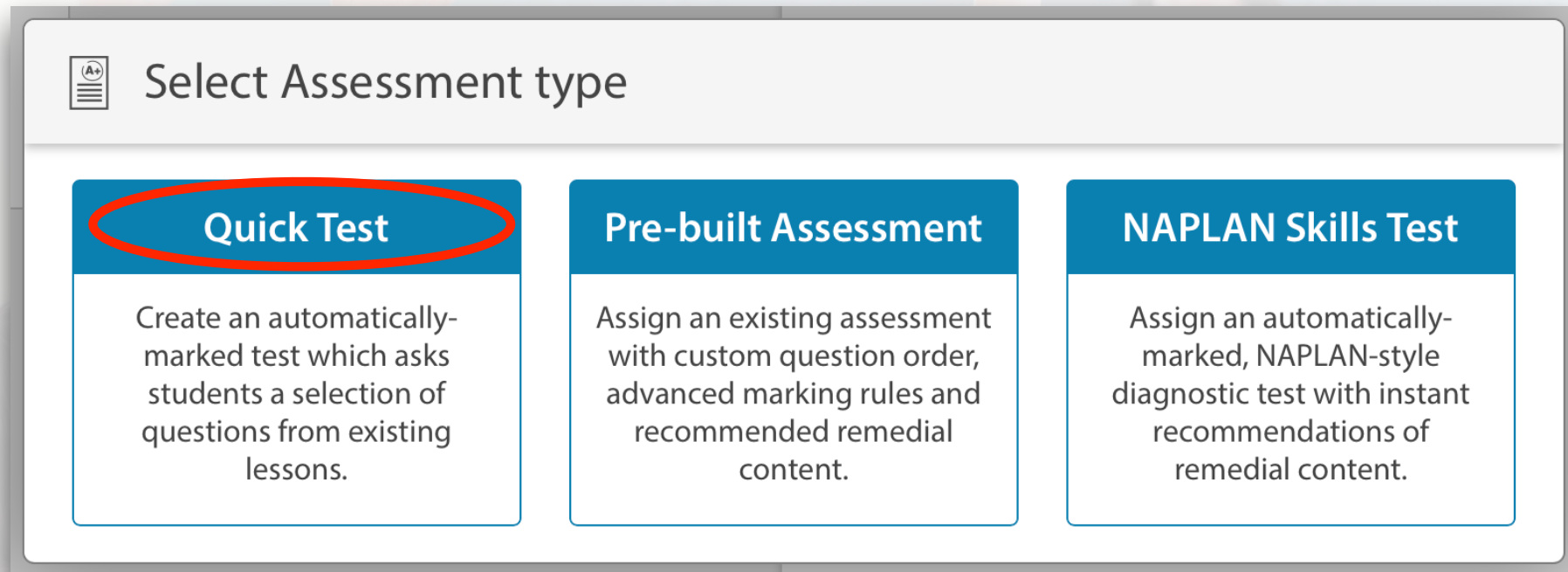
☐

**5. Education Perfect Dash - Boosts Student Engagement by 6%**    
Education Perfect Dash is a fun, competitive revision activity for students to unlock after they've completed an activity.  
  
Dash is not available until you select content that supports Dash. [What is EP Dash?](#)



# Education Perfect – Formative assessment

- **Assessment tasks** are assigned in the same manner:

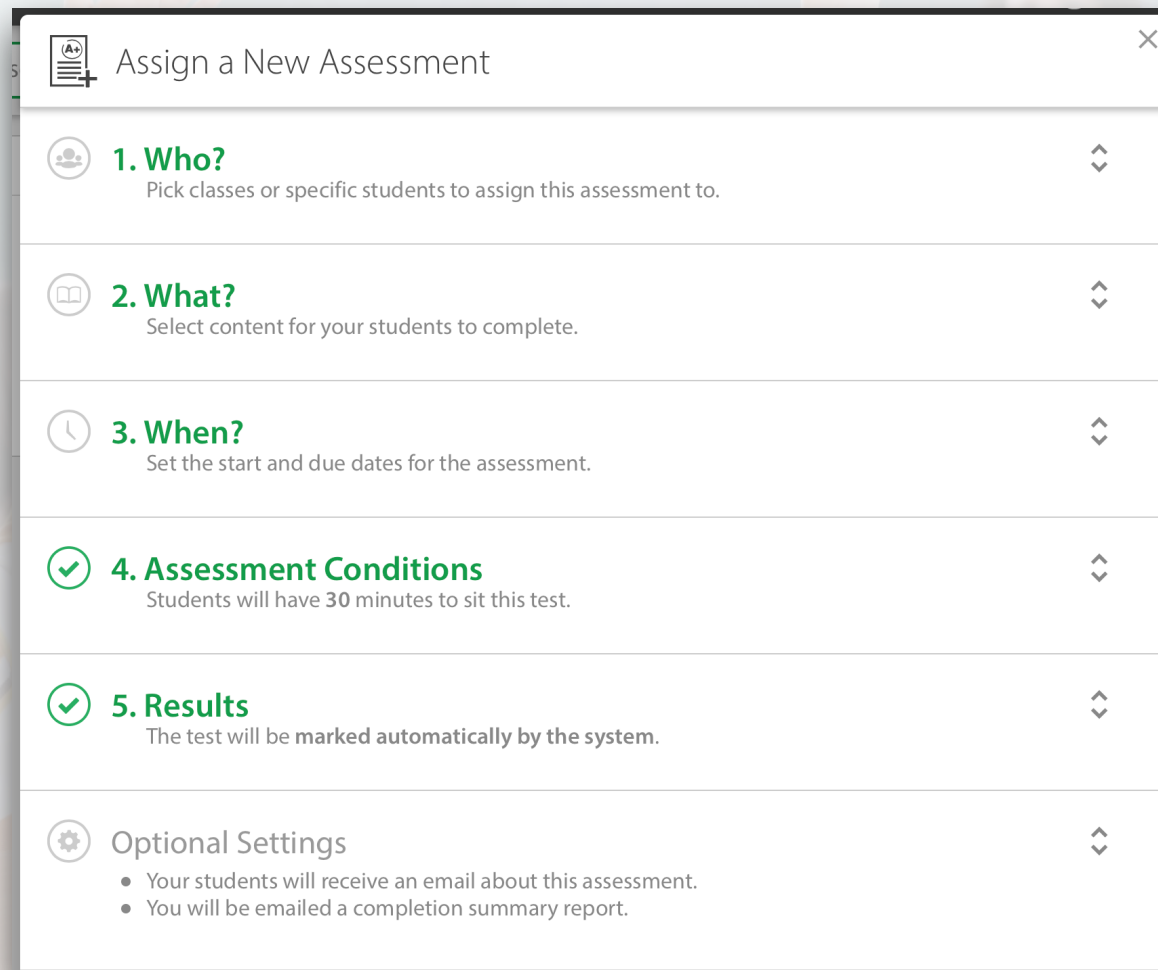


The screenshot shows a user interface for selecting an assessment type. At the top, there is a header with a document icon and the text 'Select Assessment type'. Below this, there are three distinct cards, each with a blue header and a white body. The first card, 'Quick Test', is circled in red. The second card is 'Pre-built Assessment' and the third is 'NAPLAN Skills Test'. Each card contains a brief description of the assessment type.

Quick Test	Pre-built Assessment	NAPLAN Skills Test
Create an automatically-marked test which asks students a selection of questions from existing lessons.	Assign an existing assessment with custom question order, advanced marking rules and recommended remedial content.	Assign an automatically-marked, NAPLAN-style diagnostic test with instant recommendations of remedial content.

# Education Perfect – Formative assessment

- **Assessment tasks** are assigned in the same manner:



The screenshot shows a 'Assign a New Assessment' dialog box with a close button (X) in the top right corner. The dialog is divided into six sections, each with an icon and a dropdown arrow:

- 1. Who?** (Icon: Group of people) Pick classes or specific students to assign this assessment to.
- 2. What?** (Icon: Book) Select content for your students to complete.
- 3. When?** (Icon: Clock) Set the start and due dates for the assessment.
- 4. Assessment Conditions** (Icon: Checkmark) Students will have 30 minutes to sit this test.
- 5. Results** (Icon: Checkmark) The test will be marked automatically by the system.
- Optional Settings** (Icon: Gear)
  - Your students will receive an email about this assessment.
  - You will be emailed a completion summary report.

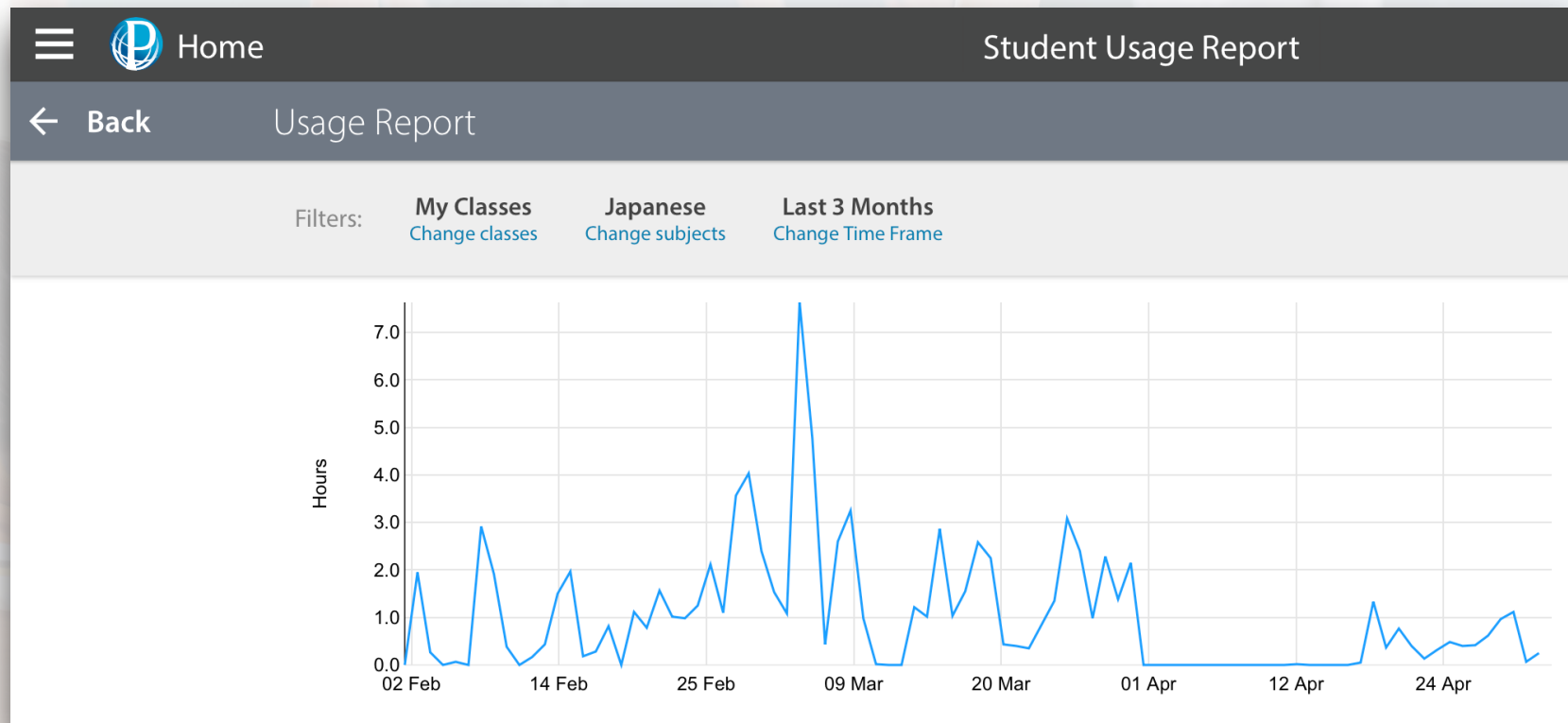
# Education Perfect – Formative assessment

- **Education Perfect Dash** is a new function in which students can compete against themselves or other students to revise vocabulary
- Students need to answer up to 20 translation questions as quickly as possible
- Students can use this function as part of their **homework** tasks to improve engagement



# Education Perfect – Collecting data

- Detailed **reporting** on **student usage** and performance data can be accessed for individual students, whole classes, or for certain content areas





# Contact Details

Thank you for your participation!

- [jade.cleave@haileybury.vic.edu.au](mailto:jade.cleave@haileybury.vic.edu.au)
- Please feel free to contact me anytime if you have any **queries** about the tools features in today's presentation, and/or information about **promotional codes** for **Education Perfect**